
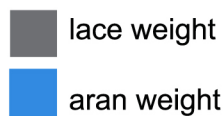


Charlotte Cranidge : Folium

This is a plain knit scarf with intarsia detail at each end, knitted using a finer yarn than the main body to create a looser knit.

Knitted on 5mm needles using 200g of Aran weight yarn and 50g of Lace weight yarn.

- cast on 36 sts in the Aran weight yarn.
- knit 5 rows stocking stitch.
- following the chart knit the intarsia circle detail.
- continue in stocking the stitch with the aran yarn until scarf measures 130cm (264 rows)
- repeat the intarsia circle detail.
- knit a final 3 rows and cast off.



- 20cm -

- 150cm -

For the applique crochet leaf detail:

Use a 5mm crochet hook with the blue Aran weight yarn as for the scarf body.


abbreviations:

ch - chain / sc - single crochet / dc - double crochet / slp st - slip stitch.

- ch 5,
- sc into 2nd chain, dc, dc, 3 sc into last chain.
- Turn work, dc, dc, sc, slp st into last chain,
- cut end and sew in.

Make 12 leaves and stitch onto the circle areas of scarf.

* I have used a very simple crochet leaf but you may wish to add more elaborate designs if you are confident with crochet.





Artist Biography

Charlotte Cranidge holds a BA in Painting, and practises in printmaking. As a regular partner with the CW+ Arts for All programme, she facilitates artistic workshops at West Middlesex University Hospital. These sessions aim to celebrate creativity and support the wellbeing and recovery of older adult patients. Beyond her role with CW+, Cranidge has worked with Boston Manor House, Dulwich Picture Gallery and Orleans House Gallery.

Visit www.cwplus.org.uk to learn more about our Arts in Health programme.